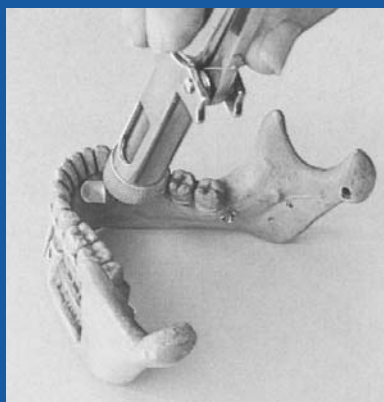


Dental Jet Injector – Common Injection Sites



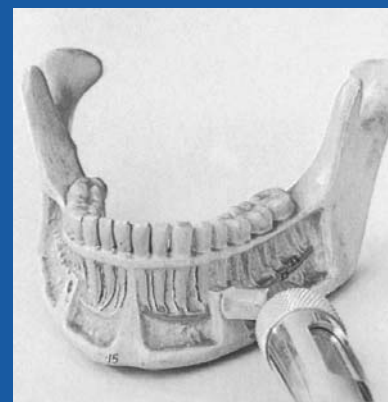
Mandibular Foramen (Two Injections)

1. Inject anteriorly to the foramen where needle insertion would first start
2. Inject in close proximity to the foramen



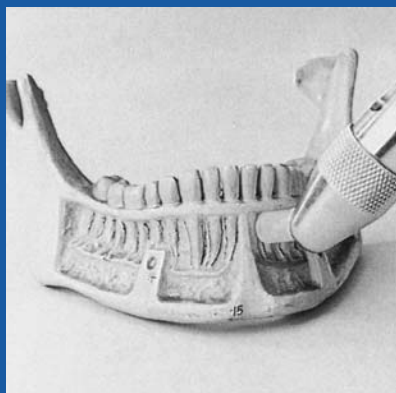
Inferior Maxillary (Lingual Surface)

Inject at the inter-apical (inter radicular) area towards bony underlying structures



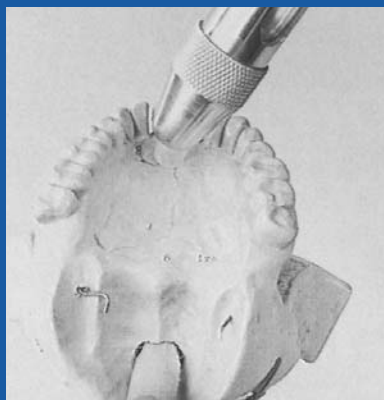
Inferior Maxillary (Mental Foramen)

Inject directly over the foramen area for quadrant anesthesia. For even deeper anesthesia, follow with QuieTouch™ lingual injection.



Inferior Maxillary (Incisors)

Inject at the inter-apical (inter-radicular) area and follow with labial injection at the same anatomical position for deeper anesthesia, if required.



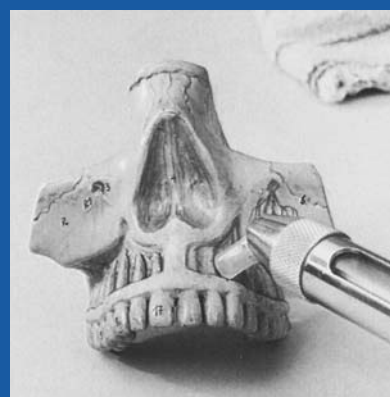
Superior Maxillary (Nasal Palatine Foramen)

Make two injections, one on each side of the papillae. Follow with 2-3 injections in line where needle & syringe are to be directed.



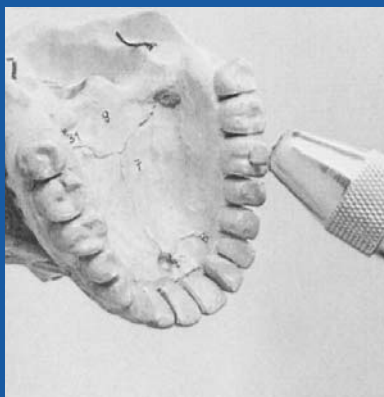
Superior Maxillary (Nasal Palatine Foramen)

Make two injections, one on each side of the papillae. Follow with 2-3 injections in line where needle & syringe are to be directed.



Superior Maxillary (Anterior Palatine Foramen)

Inject anteriorly and posteriorly to foramen site or directly over foramen areas.



Pulp Infiltration

When the pulp areas in root canal procedure are still sensitive, remove sheath and inject directly into canal; repeat if needed.

For more information:
Call Toll Free 800•635•2452
or visit www.ameditech.com

 **AMI**
ADVANCED MEDITECH INTERNATIONAL, INC.
86-38 53 AVENUE, SUITE 100 FLUSHING, NY 11373 USA

Phone: 718.672.7150

Fax: 718.672.8501

www.ameditech.com